



GUIDE TO SIZES

Do you know the exact size of your ring?









Follow these instructions and find out! Tell us your size when you place an order. We can give you a faster service and minimize mistakes!

- Print out this document. It's an A4 sheet, do not resize it when you print it.
- Using a ruler, check if the scale below measures 10 cm.
- Then put a ring that fits you on top of the related circle (better use a wedding ring).
- Finally tell us your size when you place an order.

Note to the chart below:

American, British and Japanese converted sizes are listed on top of the related circle showing the Italian sizes



  •	E 2½ 3	F 3 4	F½ 3¼	H 3¾	I 4¼	I½ 4½ 8	J½ 5 9	K 5¼
	3	4	5	6	7	8	9	10
	1,36 cm 0,54 in	1,4 cm 0,55 in	1,43 cm 0,56 in	1,46 cm 0,57 in	1,49 cm 0,59 in	1,53 cm 0,6 in	1,56 cm 0,61 in	1,6 cm 0,63 in
  •	L½ 6 12	M 6¾	N 6¾	O 7 14	O½ 7¼	P 7½ 15	Q 8 16	
	11	12	13	14	15	16	17	
	1,62 cm 0,64 in	1,65 cm 0,65 in	1,68 cm 0,66 in	1,72 cm 0,68 in	1,74 cm 0,69 in	1,78 cm 0,7 in	1,81 cm 0,71 in	
  •	R 8½ 17	R½ 8¾	S 9 18	T 9¾	T½ 10 20	U½ 10½ 22	V½ 10¾ 23	
	18	19	20	21	22	23	24	
	1,85 cm 0,73 in	1,88 cm 0,74 in	1,92 cm 0,76 in	1,95 cm 0,77 in	1,98 cm 0,78 in	2,00 cm 0,79 in	2,04 cm 0,8 in	
  •	W 11	X 11¾	V 12 25	Z 12½ 26	12¾	13		
	25	26	27	28	29	30		
	2,06 cm 0,81 in	2,1 cm 0,83 in	2,12 cm 0,835 in	2,15 cm 0,85 in	2,19 cm 0,86 in	2,22 cm 0,87 in		